




## HASSLE-FREE DISINFECTION

Heat exchangers surface disinfection is the bottom line of AHU's disinfection, UV STICK NX-SCR system make it easy with an **on-coil mounting kit** and the easy power up of multiple devices through 1 single power supply cable.


The goal is to **continuously target bacteria, viruses, mold and biofilms that proliferate on Coils, air filters, duct walls and drain pans**, preventing them from becoming reservoirs for pathogen growth.

**“-NX” Model** is made in Stainless Steel, with an aluminum mirror bright plain reflector and an optional lamp protection grid (“-NT”)



## KEY PRODUCT FEATURES

- **Made for the Task**, these single-lamp modules are specific for Coils treatment. They avoids settling and proliferation of Biofilm on the surfaces.
- **One for All**, these single-lamp modules can fit easily in many different environments and include integrated power supplies. Connect and disinfect.
- **Increased Disinfection Performance**, with High-Output UV-C lamps (253,7 nm) and internal mirror bright aluminum reflector.
- **Built to last**, with high-quality material tested to resist UV.
- **Protected**, IP55 Rated with UVLON™ available to avoid glass falling and protect against temperature fluctuations.
- **Combine and Connect**, -SCR models, to connect multiple devices and create your customized disinfection solution, all powered through a single cable.
- **Choose your installation layout**, different mounting kits available, to adapt to all sizes and different kind of surface/coil treatment.



HEALTHCARE



HVAC



PROCESS INDUSTRY



HOSPITALITY



SHARED SPACES



PUBLIC VENUES



WELLNESS CENTERS



TRANSPORT

# TECHNICAL TABLE

	UV-STICK-NX				
	UVSTCK40HNXSCR	UVSTCK60HNXSCR	UVSTCK90HNXSCR	UVSTCK120HNXSCR	UVSTCK150HNXSCR
LAMP LIFE (hours)*	≤ 18.000				
REPLACEMENT LAMP	n°1 CHS-40WHF	n°1 CHS-60WH	n°1 CHS-90WH	n°1 CHS-120WH	n°1 CHS-75W
LAMP POWER (W)	40	60	90	120	76
DIMENSIONS l x p x h	525 x 65 x 96 mm (21 x 3 x 4 in)	688 x 65 x 96 mm (27 x 3 x 4 in)	982 x 65 x 96 mm (39 x 3 x 4 in)	1263 x 65 x 96 mm (50 x 3 x 4 in)	1642 x 65 x 96 mm (64 x 3 x 4 in)
WEIGHT	1,5 Kg 3 Lb	1.7 Kg 4 Lb	2 Kg 4.4 Lb	2.4 Kg 5.3 Lb	3 Kg 6.6 Lb
AVERAGE COVERED SURFACE OF COIL / FILTER (m²)	from 0.25 to 0.50 m² from 3 to 5 ft²	from 0,35 to 0.70 m² from 4 to 8 ft²	from 0.50 to 1.00 m² from 5 to 11 ft²	from 0.65 to 1.30 m² from 7 to 14 ft²	from 0.75 to 1.50 m² from 8 to 16 ft²
PROTECTION RATING	IP 55				
POWER SUPPLY	On-board power supply always included.				
ELECTRICAL CONNECTION	Power supply cable (3x1mm²), length 1,2m, with quick connection (IP55) flying plug/plug system (ICC) + output cable of 0,5 m (with flying plug) to power the next device (serialconnection in parallel).				
CABLES (needed to connect the UV-C module)	JCable1.2 - Electrical serial cable with plug and socket (KIT HVAC) (by spacing > 1 m.) InCable0.6 - Electrical power wired with plug and end cap, (KIT HVAC) L. 60 cm				

\* continuous operation

## TROUBLE-FREE INTEGRATION AND INSTALLATION



- We provide the optimal point of integration for every product without requiring changes to your system.
- Mounting and powering the device can be done without complex requirements.
- Ongoing maintenance only takes a few minutes to replace lamps when necessary.

## SOFTWARE ENGINEERED DISINFECTION

From our in-depth know-how on the subject and with our proprietary dosage calculation software we can simulate device performance and validate effectiveness in every application.

Calculation Software



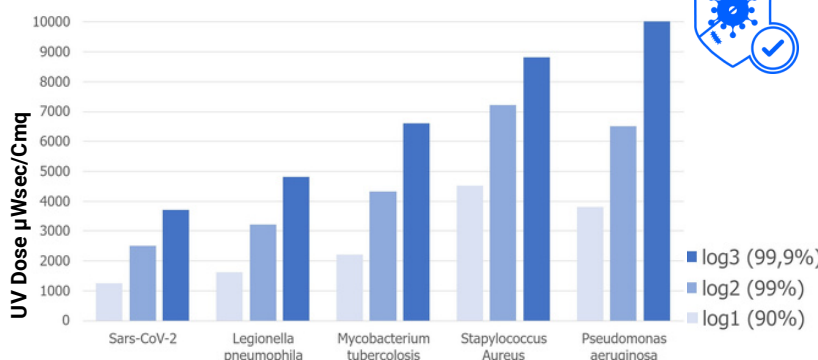
## TECHNICAL DRAWINGS

Every Light Progress Product is available in detailed DWG and STEP files for your design-in and specification clarity.

VIEW or DOWNLOAD now



## MICROBIAL TESTS AND EFFICACY



**Up-to log3 microbial reduction on Airflow, Coils and HVAC surfaces, 24 hours a day.**

Light Progress customers rely on our extensive history of third party testing and proven efficacy to meet any level of disinfection validated against literally any virus or microorganism.

We understand your need to meet Regulatory Requirements and Industrial Standards as we help you achieve microbial load reduction using our UV systems.

OFFICIALLY DISTRIBUTED BY:

**Light Progress Group SRL**  
Anghiari (AR) ITALIA  
P: (+39) 0575 749255  
E: info@lightprogress.it  
W: www.lightprogress.it

**Light Progress GmbH**  
Aschaffenburg DEUTSCHLAND  
P: (+49) 6021-8663700  
E: info@lightprogress.de  
W: www.lightprogress.de

**Light Progress LLC**  
Austin, TX USA  
P: (+1) 833-882-4255  
E: americas@lightprogress.us  
W: www.lightprogress.us