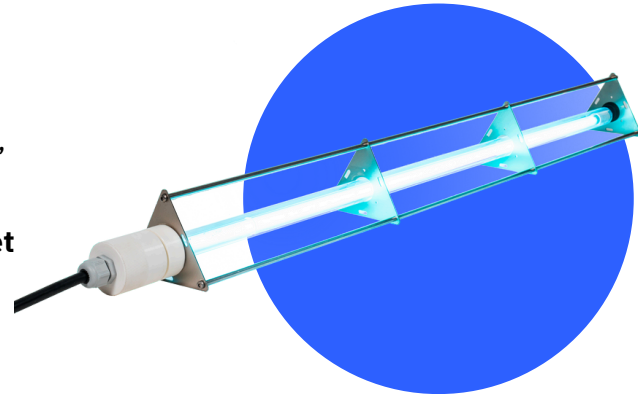




SAFE WATER, CLEAN AIR.


Water sprayed inside AC system spreads airborne diseases inside buildings, through infectious particles breathable in air, some of them are very dangerous and lethal.

UV STYLO-E, Water-proof system, **purify water inside droplet separator tanks from Legionella Pneumophila, TBC and other pathogens.**



KEY PRODUCT FEATURES

- **Waterproof, special modules** with a triangular frame, made specifically for water collector tanks inside HVAC.
- **Increased Disinfection Performance**, with a High-Output UV-C lamp (253,7 nm) enclosed in a Quartz Sleeve to increase disinfection performances and protect the lamp from temperatures fluctuations.
- **Built to Last**, with high-quality Stainless Steel AISI 304, all materials are tested to resist UV.
- **Protected and Not Afraid of Splashes**, IP67 Rating.
- **Choose the Best Power Supply** options, from a simple open frame ballast to a separate control board available for advanced management of multiple lamps.
- **Combine More Devices** and organize them to build your disinfection solution.



HEALTHCARE



HVAC



PROCESS
INDUSTRY



HOSPITALITY



SHARED
SPACES



PUBLIC
VENUES



WELLNESS
CENTRES



TRANSPORT

TECHNICAL TABLE	UV-STYLO-E -11	UV-STYLO- E -16	UV-STYLO-E -40H	UV-STYLO-E -60H	UV-STYLO -E-90H	UV-STYLO -E-120H
REPLACEMENT LAMP	GH2-11W	GH3-16W	GH4-40WH	GH6-60WH	GH9-90WH	GH11-120W
POWER CONSUMPTION	11W	16W	40W	60W	90W	120W
DIMENSIONS HxW	mm 234x90x102 (in 9.21x3.54x4.72)	mm 300x90x102 (in 11.81x3.54x4.72)	mm 442x90x102 (in 17.40x3.54x4.72)	mm 583x90x102 (in 22.95x3.54x4.72)	mm 900x90x102 (in 35.43x3.54x4.72)	mm 1175x90x102 (in 35.43x3.54x4.72)
LAMP SIZE	mm 234 (in 9.21)	mm 300 (in 11.81)	mm 442 (in 17.40)	mm 583 (in 22.95)	mm 900 (in 35.43)	mm 1175 (in 46.26)
HANDLE SIZE	D=49 mm L=104 mm (D=1.92 in L=4.09 in)					
WEIGHT	kg 0,35 (lb 0.77)	kg 0,50 (lb 1.10)	kg 0,70 (lb 1.54)	kg 0,80 (lb 1.76)	1,1 (lb 2.42)	1,4 (lb 3.08)
FOR ALL MODELS						
LAMP LIFE (hours)*	≤ 18.000					
REPLACEMENT LAMP	IP 67					
OP. TEMPERATURE**	MIN. -15°C ÷ MAX. +40°C (MIN. 5.0°F ÷ MAX. +104.0°F)					
OP. RELATIVE HUMIDITY**	From 20 to max. 90%					
VAC FREQUENCY	230V or 110-277V 50/60 Hz					
POWER SUPPLY	4 Options available, including Control Board for the management of multiple lamps, with power supply, access security, hour counter, UV lamp fault control and LED synoptic					
ELECTRICAL CONNECTION	Power supply cable (4x1 mm ²), lenght 3m. with quick-fit plug/socket system (3800 series) (IP67).					

* Continuous operation

** Outside of these ranges, performance may not be optimal

TROUBLE-FREE INTEGRATION AND INSTALLATION



- We provide the optimal point of integration for every product without requiring changes to your system.
- Mounting and powering the device can be done without complex requirements.
- Ongoing maintenance only takes a few minutes to replace lamps when necessary.

SOFTWARE ENGINEERED DISINFECTION

From our in-depth know-how on the subject and with our proprietary dosage calculation software we can simulate device performance and validate effectiveness in every application.

Calculation Software



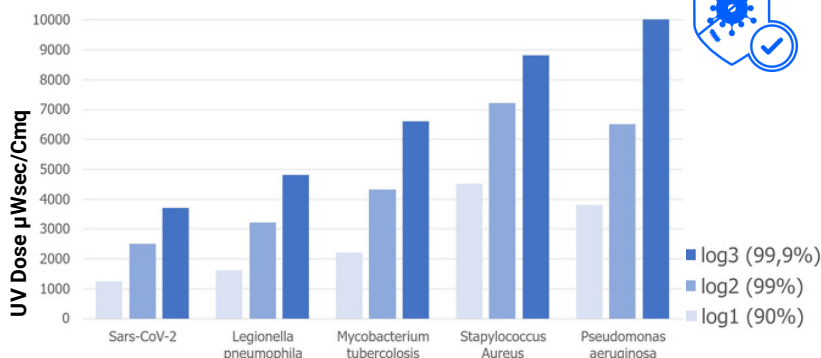
TECHNICAL DRAWINGS

Every Light Progress Product is available in detailed DWG and STEP files for your design-in and specification clarity.

VIEW or DOWNLOAD now



MICROBIAL TESTS AND EFFICACY



Up-to log3 microbial reduction on Airflow, Coils and HVAC surfaces, 24 hours a day.

Light Progress customers rely on our extensive history of third party testing and proven efficacy to meet any level of disinfection validated against literally any virus or microorganism.

We understand your need to meet Regulatory Requirements and Industrial Standards as we help you achieve microbial load reduction using our UV systems.

Light Progress Group SRL
Anghiari (AR)
ITALIA
P: (+39) 0575 749255
E: info@lightprogress.it
W: www.lightprogress.it

Light Progress GmbH
Aschaffenburg (BY)
DEUTSCHLAND
P: +49 176 761 42327
E: gmbh@lightprogress.it
W: www.lightprogress.de

Light Progress LLC
Dallas, (TX)
USA
P: (+1) 833-882-4255
E: americas@lightprogress.it
W: www.lightprogress.us

OFFICIALLY DISTRIBUTED BY:

POWER SUPPLY OPTIONS AND CONTROL BOARDS


					
		CONTROL BOARD	SUPPLY BOX "Ba"	SUPPLY BOX "B"	OPEN FRAME BALLAST
UV SERIES	UV-FCU-CL, UV-STYLO-X,S UV-STYLO-NX,F,E	YES	YES	YES	YES
POWER SUPPLY	One Ballast each lamp	YES	YES	YES	YES
LAMP DIAGNOSTIC	LED signal (5V)	-	-	-	YES
LAMP DIAGNOSTIC	LED signal and Output signal to BMS	YES	YES	-	-
LAMP REPLACEMENT	LED signal and Output signal to BMS	YES	-	-	-
POWER SWITCH	Low voltage input contact from BMS or Safety System	YES	-	-	-
HOURLY COUNTER	Digital display with Lamp Replacement LED signal	YES	-	-	-
SYNOPTIC VIEW	Synoptic LED Schema	YES	-	-	-
MULTI DEVICE	Management of more than one device	YES	-	-	-
PROTECTION	IP rating	Up to 4 devices: IP66/67 Up to 8/12 devices: IP45	for FCU-CL: IP44 for STYLO-#: IP55	for FCU-CL: IP44 for STYLO-#: IP55	IP20

LAMP DIAGNOSTIC AND SYSTEM MANAGEMENT

Timely detection of lamp malfunctions, for prompt maintenance and minimizing downtime.

The **Supply Box "Ba"** power supply, is equipped with an alarm board that provides an output signal if the UVC lamp encounters any operational issues. This diagnostic output signal is a dry contact that **can be connected to an existing control panel and BMS.**

The **Control Board** allows the management of multiple UVC devices in a single unit, with UVC lamp diagnostic output signals if the UVC lamps encounters any operational issue or its lifetime is expired. It also includes a safety switch to turn on/off the system remotely. The diagnostic output signals and the safety switch **can be connected to an existing control panel and BMS.**



These comprehensive systems ensures **efficient operation, timely maintenance, and enhanced safety**, making it an invaluable tool for managing UVC lamp functionality.

 **Light Progress Group SRL**
Anghiari (AR)
ITALIA
P: (+39) 0575 749255
E: info@lightprogress.it
W: www.lightprogress.it

 **Light Progress GmbH**
Aschaffenburg (BY)
DEUTSCHLAND
P: +49 176 761 42327
E: gmbh@lightprogress.de
W: www.lightprogress.de

 **Light Progress LLC**
Dallas, (TX)
USA
P: (+1) 833-882-4255
E: americas@lightprogress.it
W: www.lightprogress.us

OFFICIALLY DISTRIBUTED BY: