




## SAFE KITCHENS AND COMFORTABLE DINING


In Kitchen ventilation systems, UV-SMELL-SQ **reduces the need for cleaning and maintenance, extends filters' life**, and, more importantly, offers the possibility to **work safely**.



From 1.000 mc/h to 4.800 mc/h, is the first device in the market that **can handle UV-C+O3 (Ozone) or UV-C Ozone-Free lamps**.

## KEY PRODUCT FEATURES

- **Fit Anywhere**, modules with UV lamps in series, compact form factor, many sizes and wattages available.
- **Increased Disinfection Performance**, with High-Output UV-C lamps (253,7 nm) or Ozone lamps.
- **Built to last**, with high-quality Stainless Steel AISI 304, high temperatures resistance (up to 50 °C), as well as endurance to fats and oils.
- **Protected and Safe**, IP55 Rating and optional differential pressure switch for aspiration control for automatic switch OFF (PRESS-205A).
- **Optimized Efficacy with TiOx® filter**, (Titanium Dioxide - TiO<sub>2</sub>), an excellent photo-catalyst that degrades pollutants, organic compounds and inorganic compounds (SOV, NO<sub>x</sub> and VOC volatile organic compounds, nitrogen oxides)
- **Monitor your operation** with Alarm signals.
- Optional control board available for **advanced management** of multiple devices.



HEALTHCARE



HVAC



PROCESS  
INDUSTRY



HOSPITALITY



SHARED  
SPACES



PUBLIC  
VENUS



WELLNESS  
CENTERS



TRANSPORT

TECHNICAL TABLE	UV-SMELL-SQ-4/40H-(TX)	UV-SMELL-SQ-4/90H-(TX)	UV-SMELL-SQ-4/120H-(TX)	UV-SMELL-SQ-6/40H-(TX)	UV-SMELL-SQ-6/90H-(TX)	UV-SMELL-SQ-6/120H-(TX)
REPLACEMENT LAMP	N° 4 CHS-40WH	N° 4 CHS-90WH	N° 4 CHS-120WH	N° 6 CHS-40WH	N° 6 CHS-90WH	N° 6 CHS-120WH
-OZONE COD. DEVICES	UV-SMELL-SQ-4/40H-Oz-(TX)	UV-SMELL-SQ-4/90H-Oz-(TX)	UV-SMELL-SQ-4/120H-Oz-(TX)	UV-SMELL-SQ-6/40H-Oz-(TX)	UV-SMELL-SQ-6/90H-Oz-(TX)	UV-SMELL-SQ-6/120H-Oz-(TX)
-OZONE REPLACEMENT LAMP	N° 4 CHS-40WH-Oz	N° 4 CHS-90WH-Oz	N° 4 CHS-120WH-Oz	N° 6 CHS-40WH-Oz	N° 6 CHS-90WH-Oz	N° 6 CHS-120WH-Oz
POWER CONSUMPTION	40x4 = 160W	90x4 = 360W	120x4 = 480W	40x6 = 240W	90x6 = 540W	120x6 = 720W
DIMENSIONS (WxHxD)	mm 594 x 253 x 140 (in 23.38 x 9.96 x 5.51)	mm 1052 x 253 x 140 (in 41.41 x 9.96 x 5.51)	mm 1332 x 253 x 140 (in 52 x 9.96 x 5.51)	mm 594 x 358 x 140 (in 23 x 14.09 x 5.51)	mm 1052 x 358 x 140 (in 41 x 14.09 x 5.51)	mm 1332 x 358 x 140 (in 52 x 14.09 x 5.51)
WEIGHT	kg 5,00 (lb 11.02)	kg 5,50 (lb 12.13)	kg 6,00 (lb 13.23)	kg 6,00 (lb 13.23)	kg 6,50 (lb 14.33)	kg 7,00 (lb 15.43)
COD. REPLACEMENT TIOX® FILTER -TX **	TX-SM-4/40	TX-SM-4/90	TX-SM-4/120	TX-SM-6/40	TX-SM-6/90	TX-SM-6/120
WEIGHT for devices with -(TX)	kg 5,50 (lb 12.13)	kg 6,00 (lb 13.23)	kg 6,00 (lb 13.23)	kg 6,50 (lb 14.33)	kg 7,00 (lb 15.43)	kg 7,50 (lb 16.43)
AIR FLOW RATE ***	m³/h 1.000 (CFM 588.58)	m³/h 2.400 (CFM 1,412.59)	m³/h 3200 (CFM 1,883.45)	m³/h 1.600 (CFM 941,72)	m³/h 3.600 (CFM 2,118.88)	m³/h 4.800 (CFM 2,825.17)
<b>FOR ALL MODELS</b>						
LAMP LIFE (hours)*	≤ 18.000					
-OZONE LAMP LIFE (hours)*	≤ 12.000					
PROTECTION RATING	IP55					
OP. TEMPERATURE****	MIN. -20°C ÷ MAX. +40°C   (MIN. -20°F ÷ MAX. +40°F)					
OP. RELATIVE HUMIDITY****	From 20 to max. 90%					
VAC   FREQUENCY	230V or 110-277V   50/60 Hz					
POWER SUPPLY OPTION 1.	SUPPLY BOX with: power supply, hour counter, Led synoptic , (IP45), 314 x 410 x 128 mm, (12 x 16 x 5 in)					
POWER SUPPLY OPTION 2.	Control Board for the management of multiple lamps with: access security, hour counter, UV lamp fault control and LED synoptic. from IP45 to IP66/67					
ELECTRICAL CONNECTION	Power Supply Cable to be purchased separately (3 m or 10 m), IP67					

\* Continuous operation

\*\* Must be replaced once a year

\*\*\* At 2,5 m/s (or 492 fpm) air speed

\*\*\*\* Outside of these ranges, performance may not be optimal

## TROUBLE-FREE INTEGRATION AND INSTALLATION



- We provide the optimal point of integration for every product without requiring changes to your system.
- Mounting and powering the device can be done without complex requirements.
- Ongoing maintenance only takes a few minutes to replace lamps when necessary.

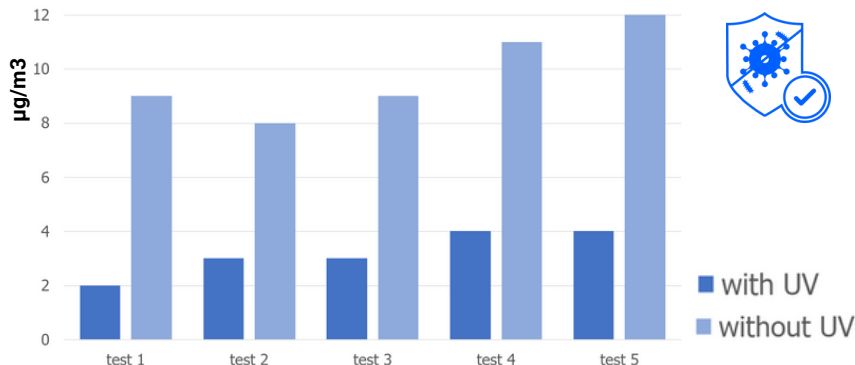
VIEW or DOWNLOAD now



## TECHNICAL DRAWINGS

Every Light Progress Product is available in detailed DWG and STEP files for your design-in and specification clarity.

## TESTED EFFECTIVENESS OF UV-C IN GREASE REDUCTION



Light Progress customers rely on our extensive history of third party testing and proven efficacy.

Samples were taken from a frying station to determine the amount of grease in the kitchen air.

The UV-C systems consistently reduced the amount of grease particles in each sample.

**Light Progress Group SRL**  
Anghiari (AR)  
ITALIA  
P: (+39) 0575 749255  
E: info@lightprogress.it  
W: www.lightprogress.it

**Light Progress GmbH**  
Aschaffenburg (BY)  
DEUTSCHLAND  
P: +49 176 761 42327  
E: gmbh@lightprogress.de  
W: www.lightprogress.de

**Light Progress LLC**  
Dallas, (TX)  
USA  
P: (+1) 833-882-4255  
E: americas@lightprogress.it  
W: www.lightprogress.us

**OFFICIALLY DISTRIBUTED BY:**