

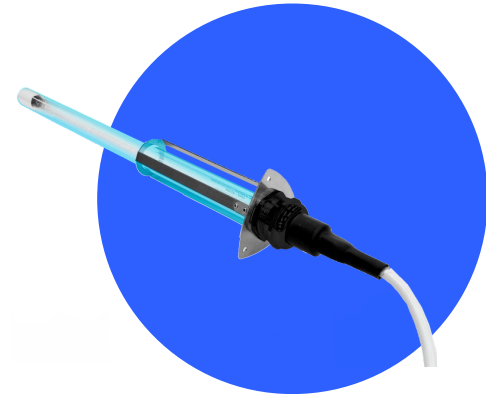


SAFE KITCHENS AND COMFORTABLE DINING

The air filtered by UV-STYLO-S during normal cooking, reduces the formation and deposits of fat and the consequent risk of fires, limiting also the growth of molds that feed usually on fats.

UV-STYLO-S reduces the need of aspiration system cleaning and maintenance, extend filters' life but, more importantly, offers the **possibility to work safely.**

In long ducts, install Ozone lamps to maximize UV-C performances.



KEY PRODUCT FEATURES

- **Ideal for Retrofit**, modules with Flange, easy to install in any ductwork, with many sizes and wattages available.
- **Increased Disinfection Performance**, with High-Output UV-C lamps (253,7 nm) or Ozone lamps.
- **Built to last**, with high-quality Stainless Steel AISI 304, high temperatures resistance (up to 50 °C), as well as endurance to fats and oils.
- **Protected and Safe**, IP40 Rating and optional differential pressure switch for aspiration control for automatic switch OFF (PRESS-205A).
- **Optimized Efficacy with TiOx® filter**, which contributes significantly to the deodorizing action of UV-C.
- Optional control board available for **advanced management** of multiple devices.



HEALTHCARE



HVAC




PROCESS
INDUSTRY



HOSPITALITY



SHARED
SPACES



PUBLIC
VENUS



WELLNESS
CENTERS



TRANSPORT

TECHNICAL TABLE	UV-STYLO-S -11	UV-STYLO-S -16	UV-STYLO-S -40H	UV-STYLO-S -60H	UV-STYLO-S -90H	UV-STYLO-S -120H
REPLACEMENT LAMP	GH2-11W-QS	GH3-16W-QS	GH4-40WH-QS	GH6-60WH-QS	GH9-90WH-QS	GH11-120WHQS
-OZONE cod. Devices	/	/	UV-STYLO-S -40H-Oz	UV-STYLO-S -60H-Oz	UV-STYLO-S -90H-Oz	/
-OZONE REPLACEMENT LAMP	/	/	GH4-40WH-QS-Oz	GH6-60WH-QS-Oz	GH9-90WH-QS-Oz	/
POWER CONSUMPTION	11W	16W	40W	60W	90W	120W
LAMP SIZE (length inside the container/duct)	mm 196 (in 7.71)	mm 272 (in 10.70)	mm 397 (in 15.63)	mm 541 (in 21.29)	mm 851 (in 33.50)	mm 1132 (in 44.56)
FLANGE ATTCHMENT (HxW)	mm 77x75 (in 3.03 x 2.95)					
EXTERNAL FLANGE SIZE	mm D=47 L=100 (in D=1.85 L= 3.93)					
WEIGHT	kg 0.30 (lb 0.66)	kg 0.40 (lb 0.88)	kg 0.70 (lb 1.54)	kg 0.75 (lb 1.65)	kg 0.80 (lb 1.76)	kg 1,00 (lb 2.20)
AIR FLOW RATE ***	m³/h 80 (CFM 47.09)	m³/h 120 (CFM 70.63)	m³/h 280 (CFM 164.80)	m³/h 450 (CFM 264.86)	m³/h 600 (CFM 353.14)	m³/h 750 (CFM 441.43)
FOR ALL MODELS						
LAMP LIFE (hours)*	≤ 18.000					
-OZONE LAMP LIFE (hours)*	≤ 12.000					
PROTECTION RATING	IP 40					
OP. TEMPERATURE**	MIN. -15°C ÷ MAX. +40°C (MIN. 5.0°F ÷ MAX. +104.0°F)					
OP. RELATIVE HUMIDITY**	From 20 to max. 90%					
VAC FREQUENCY	230V or 110-277V 50/60 Hz					
POWER SUPPLY	4 Options available, including Control Board for the management of multiple lamps, with power supply, access security, hour counter, UV lamp fault control and LED synoptic.					
ELECTRICAL CONNECTION	Power supply cable (4x1 mm²), length 0,3 m, with quick-fit plug/socket system (IP55). Extension cable can be purchased separately(J-Cable-10-STY).					

* Continuous operation

** Outside of these ranges, performance may not be optimal

*** At 2,5 m/s (or 492 fpm) air speed

TROUBLE-FREE INTEGRATION AND INSTALLATION



- We provide the optimal point of integration for every product without requiring changes to your system.
- Mounting and powering the device can be done without complex requirements.
- Ongoing maintenance only takes a few minutes to replace lamps when necessary.

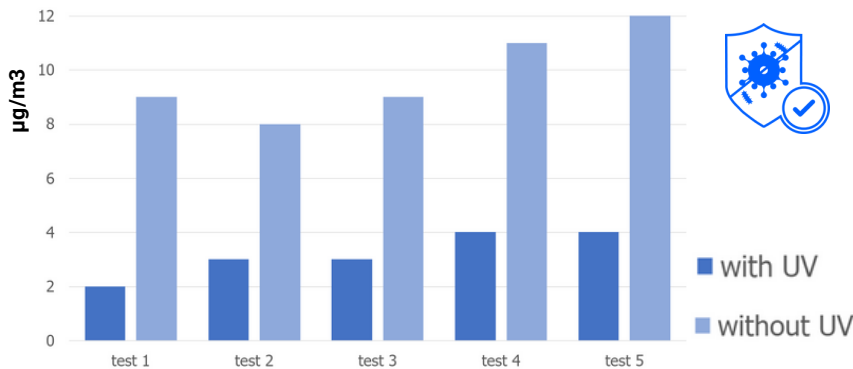
TECHNICAL DRAWINGS

Every Light Progress Product is available in detailed DWG and STEP files for your design-in and specification clarity.

VIEW or DOWNLOAD now



TESTED EFFECTIVENESS OF UV-C IN GREASE REDUCTION



Light Progress customers rely on our extensive history of third party testing and proven efficacy to meet any level of disinfection validated against literally any virus or microorganism.

After taking samplings from a frying station determine the amount of grease in kitchen air. Thanks to our systems, in every sample we took the amount of grease particles was consistently reduced.

Light Progress Group SRL
Anghiari (AR)
ITALIA
P: (+39) 0575 749255
E: info@lightprogress.it
W: www.lightprogress.it

Light Progress GmbH
Aschaffenburg (BY)
DEUTSCHLAND
P: +49 176 761 42327
E: gmbh@lightprogress.de
W: www.lightprogress.de

Light Progress LLC
Dallas, (TX)
USA
P: (+1) 833-882-4255
E: americas@lightprogress.us
W: www.lightprogress.us

OFFICIALLY DISTRIBUTED BY:

POWER SUPPLY OPTIONS AND CONTROL BOARDS




		CONTROL BOARD	SUPPLY BOX "Ba"	SUPPLY BOX "B"	OPEN FRAME BALLAST
UV SERIES	UV-FCU-CL, UV-STYLO-X,S UV-STYLO-NX,F,E	YES	YES	YES	YES
POWER SUPPLY	One Ballast each lamp	YES	YES	YES	YES
LAMP DIAGNOSTIC	LED signal (5V)	-	-	-	YES
LAMP DIAGNOSTIC	LED signal and Output signal to BMS	YES	YES	-	-
LAMP REPLACEMENT	LED signal and Output signal to BMS	YES	-	-	-
POWER SWITCH	Low voltage input contact from BMS or Safety System	YES	-	-	-
HOURLY COUNTER	Digital display with Lamp Replacement LED signal	YES	-	-	-
SYNOPTIC VIEW	Synoptic LED Schema	YES	-	-	-
MULTI DEVICE	Management of more than one device	YES	-	-	-
PROTECTION	IP rating	Up to 4 devices: IP66/67 Up to 8/12 devices: IP45	for FCU-CL: IP44 for STYLO-#: IP55	for FCU-CL: IP44 for STYLO-#: IP55	IP20

LAMP DIAGNOSTIC AND SYSTEM MANAGEMENT

Timely detection of lamp malfunctions, for prompt maintenance and minimizing downtime.

The **Supply Box "Ba"** power supply, is equipped with an alarm board that provides an output signal if the UVC lamp encounters any operational issues. This diagnostic output signal is a dry contact that **can be connected to an existing control panel and BMS.**

The **Control Board** allows the management of multiple UVC devices in a single unit, with UVC lamp diagnostic output signals if the UVC lamps encounters any operational issue or its lifetime is expired. It also includes a safety switch to turn on/off the system remotely. The diagnostic output signals and the safety switch **can be connected to an existing control panel and BMS.**



These comprehensive systems ensures **efficient operation, timely maintenance, and enhanced safety**, making it an invaluable tool for managing UVC lamp functionality.

Light Progress Group SRL
Anghiari (AR)
ITALIA
P: (+39) 0575 749255
E: info@lightprogress.it
W: www.lightprogress.it

Light Progress GmbH
Aschaffenburg (BY)
DEUTSCHLAND
P: +49 176 761 42327
E: gmbh@lightprogress.de
W: www.lightprogress.de

Light Progress LLC
Dallas, (TX)
USA
P: (+1) 833-882-4255
E: americas@lightprogress.it
W: www.lightprogress.us

OFFICIALLY DISTRIBUTED BY: